

L×W×H(mm): 18.4×10.0×15.3



Features

- Micro miniature relay;
- Dimensions:18.6×10.0×15.3(mm);
- Max. Switching capacity:10A;
- Contact: 1 Form A, 1 Form B, 1 Form C

Contact Data

Contact Form 触点形式	1A/1B/1C
Contact Material 触点材料	Ag Alloy
Contact Rating (resistive) 触点负载 (阻性)	5A/250VAC/28VDC 10A/250VAC/28VDC
Max. Switching Voltage 最大切换电压	30VDC 250VAC

Max. Switching Current 最大切换电流	10A
Max. Switching Power 最大切换功率	1250VA/280W
Contact Resistance or Voltage drop 接触电阻或接触压降	100mΩ
Electrical Life 电气寿命	1×10 ⁵ 次
Mechanical Life 机械寿命	1×10 ⁷ 次

Coil Parameter 线圈参数

Dash numbers 规格	Coil voltage 线圈电压(VDC)		Coil resistance 线圈电阻 Ω±10%	Pickup voltage VDC(Max.) 最大起动电压	Release voltage VDC(Min.) 最小释放电压	Coil power 线圈功率	Operate Time 起动时间	Release Time 释放时间
	Rated 额定	Max. 最大						
3V	3V	3.3V	45	2.3V	0.3V	0.2W	≤10ms	≤5ms
5V	5V	5.5V	125	3.8V	0.5V			
6V	6V	6.6V	180	4.5V	0.6V			
9V	9V	9.9V	405	6.8V	0.9V			
12V	12V	13.2V	720	9V	1.2V			
24V	24V	26.4V	2880	18V	2.4V			
3V	3V	3.3V	20	2.3V	0.3V	0.45W	≤10ms	≤5ms
5V	5V	5.5V	55	3.8V	0.5V			
6V	6V	6.6V	80	4.5V	0.6V			
9V	9V	9.9V	180	6.8V	0.9V			
12V	12V	13.2V	320	9V	1.2V			
24V	24V	26.4V	1280	18V	2.4V			

Operation condition 工作条件

Insulation Resistance 绝缘电阻	100MΩ Min. (at 500VDC)	
Dielectric Strength 介质耐压	Between Contacts	50Hz 1000VAC / 1 minute
	Between Coil and Contacts	50Hz 3500VAC / 1 minute
Shock resistance 抗冲击	100m/s ² 11ms	

Vibration resistance 抗震	10~55Hz double amplitude 1.5mm
Terminals strength 引出端强度	10N
Solderability 可焊性	235°C ±2°C 3±0.5s
Ambient Temperature 环境温度	-40°C ~ +85°C
Relative Humidity 相对湿度	85% (at 20°C)
Weight 重量(Approx.)	9g

Ordering Information 订货说明

	<u>32F</u>	- <u>DC</u>	- <u>12V</u>	- <u> </u>	- <u>C</u>	- <u>XX</u>
	1	2	3	4	5	6
1 Part number: 32F						
2 Coil type 线圈电压类型 DC:直流						
3 Coil rated voltage(VDC)线圈额定电压 3V;5V;6V;9V;12V;24V						
4 Coil power 线圈功率: Blank: 0.2W; D: 0.45W						
5 Contact form 触点形式: A: 1 Form A B: 1 Form B C: 1 Form C						
6 Special request code 特殊要求 Blank: With AgNi contact. May be followed by additional numbers and / or letters, which does not affect construction.						

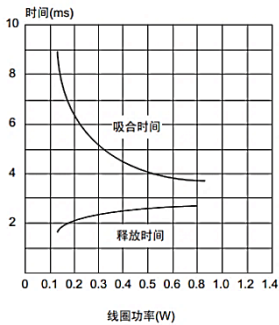
Layout (Bottom views, Unit: mm)外形尺寸、接线图 (底视图)

Dimensions / Wiring diagram (Bottom views)

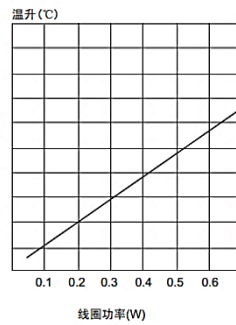
Wiring diagram (Bottom views)

Reference Data 性能曲线图

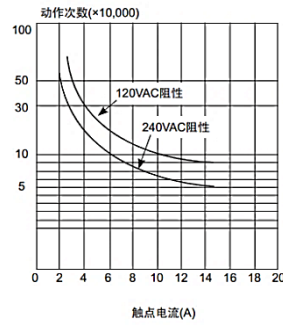
时间曲线



线圈温升



寿命曲线



最大切换功率

